

Plans for Compost Bin

Most materials can be obtained at Menards

Materials

Plastic decking - 6 inch wide - About 20 feet of decking (will be cut in 3 foot sections)

Decking screws(box) Must be for plastic decking*****

1/4 inch metal hardware cloth. Metal or painted.

4 hinges (3 inches)

2 screw eyes

1 latch

Staples

6 feet rope

8 angle braces for door and top

Tools

Table saw

Chop saw

Drill and bits

Clamps are helpful

Staple gun and staples

Look at model at scarce if you have questions

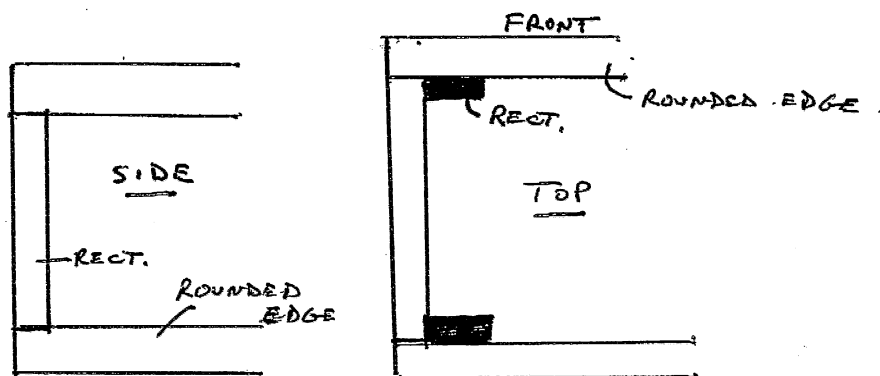
Plastic wood is soft so work carefully

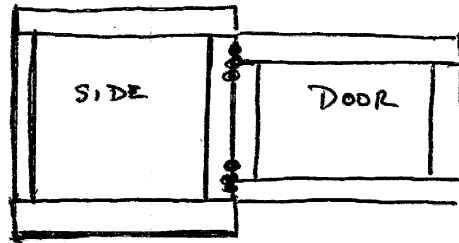
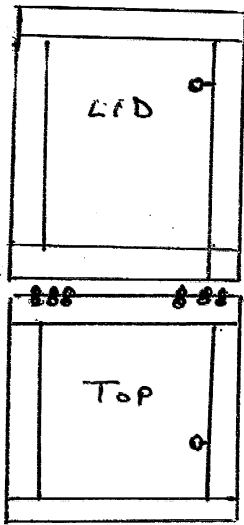
-Rip decking into thirds

-You will get two with a rounded edge and one rectangular

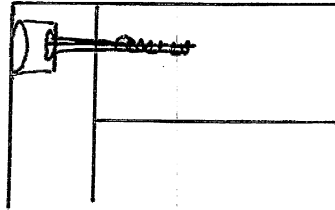
-Cut boards into 36 inch lengths

Use the rectangular pieces to build the uprights and the sides -(look at diagram)





Connect pieces with screws. Some have to be counter sunk to reach



- Attach hardware cloth to three sides with one piece.
- Then attach top, front door, and bottom with separate pieces.
- Attach hinges to front door and top
- Attach latch to door
- Attach angle braces to top and door
- Use screw eyes and rope to keep lid from opening too far.